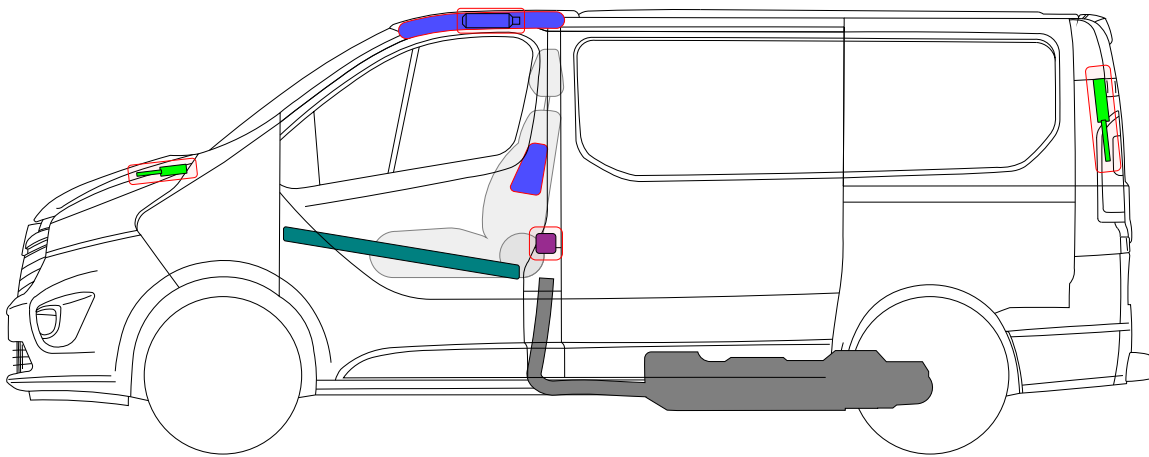
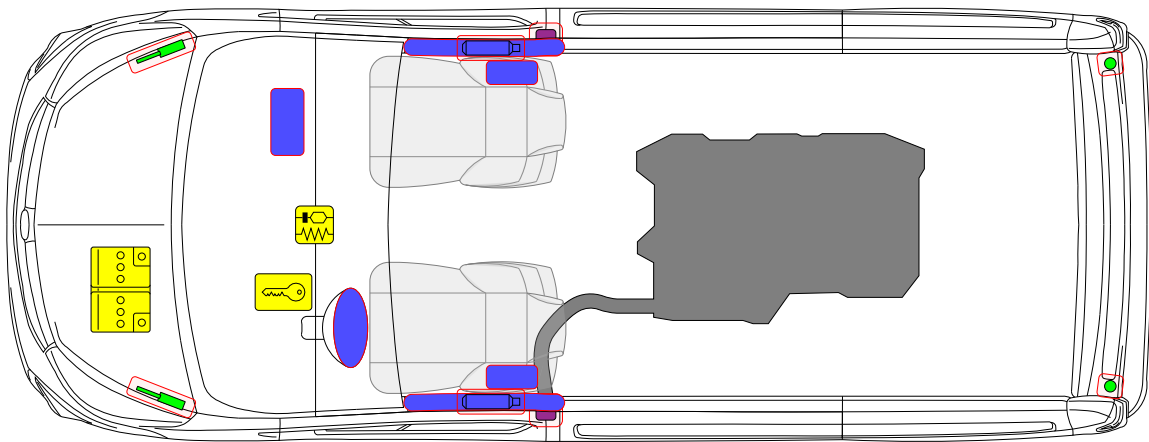









Nissan
Primastar
 TYPE: X82, all types
 (2021 -)



 Airbag	 Stored gas inflator	 Seat belt pretensioner	 SRS control unit	 Battery low voltage
 Gas strut/preloaded spring	 Fuel tank content Diesel	 High strength zone		

1. Identification / recognition

Model name



Brand logo



Fuel cap




2. Immobilization / stabilization / lifting

Immobilize vehicle:

1. Block wheels
2. Apply parking brake
3. Move shiftlever to the (P) park position

Lifting points:

 Appropriate lifting points

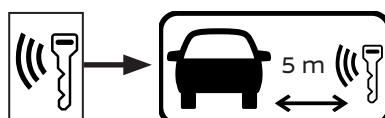


3. Disable direct hazards / Safety regulations

1. Press the Start/Stop button to shut off the engine




Then, remove the electronic key and keep at least 5 m (16 ft.) away from the vehicle

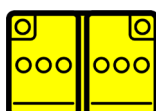


Nissan Primastar Type: X82, all types (2021 -) – Additional Pages

Access to the engine compartment



2. Disconnect 12 Volt battery



4. Acces to the occupants

Steering column adjustment



Seat adjustment



Glass types

- A. Laminated glass
- B. Tempered glass



5. Stored energy / Liquids / Gases / Solids

	12V	
	R-1234yf 1005 g	
	80L	

6. In case of fire




GAS STRUT, RISK OF MISSILE EFFECT



Responders should always protect themselves with Personal Protective Equipment (PPE), including a Self-Contained Breathing Apparatus (SCBA), and take appropriate measures to protect civilians downwind from the incident.

8. Towing / transportation / storage

Recovery hook storage



Location front hook



Location rear hook



Towing



10. Explanation of pictograms used

	Remove smart key		Flammable
	Caution		Hazardous to the human health
	Warning; low temperature		Explosive
	Air-conditioning component		Corrosives
	Vehicle on fuel of liquid group 1		Bonnet