



INTERSTAR





Let your star qualities shine with Nissan's All-Star line-up. Choose from three Nissan commercial vehicles: the compact yet spacious Nissan Townstar, the roomy and versatile Nissan Primastar, or the mighty and flexible All-New Nissan Interstar - the capable business partner for businesses, large and small. Whatever your line of work, there's an All-Star Nissan van that can help you rise to tomorrow's business challenges.



5 YEAR
NISSAN WARRANTY

Key performance indicator

NEW POWERTRAINS

- EV

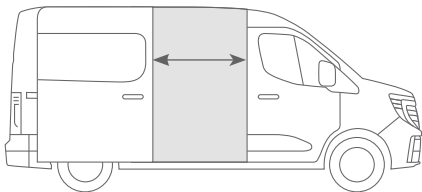
2 battery sizes : 87kWh & 40kWh.
Range up to 285 miles^[1].
Standard DC Charging & available with 22kW AC Charging^[2].
- DIESEL

Available with 6 speed Manual or 9 speed Automatic transmission
Fuel economy up to 37.8 MPG^[3].
Engine performance up to 170hp and 380Nm.

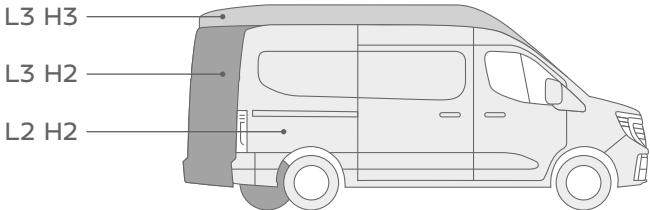
GROSS VEHICLE WEIGHT

	DIESEL	EV
4.0T	●	●
3.8T		●
3.5T	●	●
3.3T	●	

1.3M WIDE SLIDING DOOR OPENING




PANEL VAN SIZES




	L2H2	L3H2	L3H3
Load length at floor (mm)	3 225	3 855	3 855
Load height (mm)	1 885	1 885	2 138

[1] 285 miles is obtained with the 87kWh battery on the 4.0T N2 version. The figures were determined under the new Worldwide harmonized Light Vehicles Test Procedure (WLTP) test cycle. The figures shown are for comparability purposes. Actual real world driving results may vary depending on factors including starting charge of the battery, weather conditions, driving styles, vehicle load or any accessories fitted after registration. [2] Feature available depending on grade, as standard or only as option (at an extra charge). [3] For 35L2H2 130hp version - diesel range: fuel consumption MPG (WLTP combined): 33.2 – 37.8; CO₂ emissions g/km (WLTP combined): 194 – 222g. Worldwide harmonized Light Vehicles Test Procedure (WLTP) test cycle.

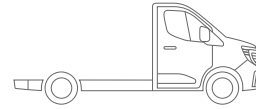
BUILT FOR YOUR LINE OF WORK



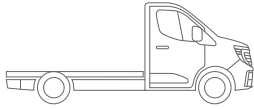
Panel Van



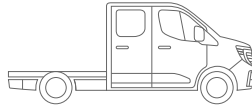
Luton / Low Luton



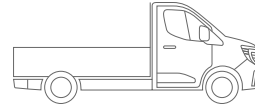
Platform Cab



Chassis Cab



Chassis Double Cab
(Diesel only)



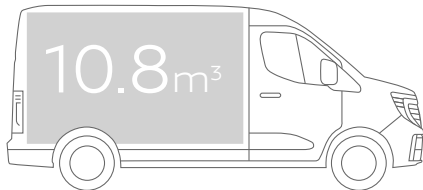
Dropside
Single/Double Cab



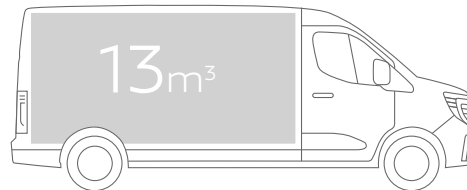
Tipper
Single/Double Cab



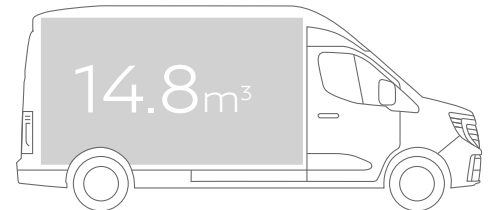
CARGO AREA VOLUME



L2 H2



L3 H2



L3 H3
DIESEL ONLY

[1] For the 4.0T GVW van versions.



01

02

VAN
L2H2

VAN
L3H2

Offside Sliding Door on variants shown in image are available as option.



Choose your ultimate business partner.

Discover the perfect Interstar for every business need: from handling heavy and large loads to managing small deliveries. Whatever your business demands, there's a Nissan Interstar designed to enhance your business and elevate your lifestyle. Experience the pinnacle of versatility and excellence.



5 years / 100K miles (whichever comes first). For further details please go to [Nissan.co.uk](https://www.nissan.co.uk) or speak to your Nissan dealer for full terms and conditions.



Work better with your new business partner.

The versatile, robust and practical all-new Interstar is built to support your business. It delivers capable transportation for loads big and small. Its aerodynamic design optimises the air flows around the vehicle, reducing^[1] the drag forces thus the energy usage for both the diesel or electric versions. With a choice of lengths, heights, weights, body types and grades, it offers you the flexibility you need to work better, and live better.



[1] when compared to previous Interstar.

Designed to deliver.

Our largest, most capable new van is designed with the robust construction and high quality materials our customers have the right to expect. From the distinctive grille to the LED headlamps, all-new Interstar's design is bold and impressive. It shows the world that it means business. Just like you.



Interstar's impressive design exudes confidence. Convenient steps are integrated into the bumper to make cleaning the windscreen straightforward



Standard LED headlamps and LED Daytime Running Lamps



INTERSTAR name embossed in front grille



Tail-lamps and rear doors



Full wheel covers^[1]

^[1] Feature available depending on grade, as standard or only as option (at an extra charge).

Intelligent interior design for you and your business.

With its spacious, driver-centric cabin, clever design touches and our latest technologies, new Interstar makes your drive a pleasure helping you work better and live better every day. Connect^[1] your smartphone^[5] to Interstar effortlessly with Apple CarPlay^[3] or Android Auto^[4] to get navigation, music, and hands-free access to your favourite apps while you're on the move.





Android Auto^[4] connectivity^[1]



Climate control system^[1]



Driver's adjustable armrest^[1]



2 USB-C[®] ports^{[1][2]}

[1] Feature available depending on grade, as standard or only as option (at an extra charge).

[2] USB Type-C[®] and USB-C[®] are registered trademarks of USB Implementers Forum. USB 2.0 Type-C[™] is a trademark of USB Implementers Forum.

[3] Apple CarPlay is a trademark of Apple Inc. [4] Android Auto is a trademark of Google LLC. [5] Compatible device required to utilise smartphone connectivity.

A cabin made to be lived in.

Interstar's stylish new cabin is designed to be your comfortable mobile office. With ergonomic design and seating, high-quality materials and more than 100L of storage space, it combines productivity with wellbeing, convenience and flexibility. Everything is stowed carefully, ready for you to access whenever you need it.



66L of storage beneath passenger bench seat^[1]



Front door lower storage capacity of 7.5L, with space for 1L bottle



Driver's side cup holder



Overhead storage shelf




Mobile Office Station^[1]

[1] Feature available depending on grade, as standard or only as option (at an extra charge).



Model shown is L2H2 panel van



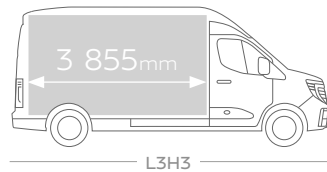
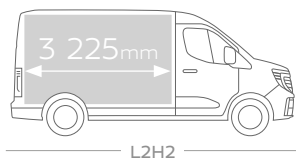
6 floor rings (L2) & 8 floor rings (L3)



Flat and non intrusive bulkhead & 1 312mm wide sliding door opening

Loading and unloading made simple.

Better loading and unloading is where new Interstar comes into its own. With a load length of up to 3 855mm and one of the widest opening side doors in its category^[1], it can shift a payload of up to 1.9T for ICE Van (4.0T) and 1.6T for EV Van (4.0T). Interstar can help you save valuable time on every job.



^[1] Based on a comparison of 3.5T large vans in the SMMT LCV segment (as of February 2024) vs All New Nissan Interstar 3.5T L2H2.

INTERSTAR-e

UP TO
285 miles^[1]
EV RANGE



EV – CHOICE OF BATTERIES TO SUIT BUDGET AND AUTONOMY NEEDS

BATTERY SIZE	Motor Output & Torque		GVW	EV Range	DC Charging (max. speed) ^[2]	AC Charging ^[3]
Long Range 87kWh	105kW	300Nm	3.5T, 4.0T	285 miles ^[1]	Std (130kW)	22kW (Std) 11kW & 7.4kW (compatible)
Std Range 40kWh	96kW	300Nm	3.5T, 3.8T	124 miles ^[1]	Std (50kW)	7.4kW (std)

[1] The figures are evaluated according to the Worldwide harmonized Light Vehicles Test Procedure (WLTP) test cycle, pending UK homologation. The figures shown are for comparability purposes. Actual real world driving results may vary depending on factors including starting charge of the battery, weather conditions, driving styles, vehicle load or any accessories fitted after registration.

[2] Figures quoted are for 40kWh and 87kWh batteries. Charging speed and time is dependent on various conditions, including charger type and condition, battery temperature as well as ambient temperature at the point of use. In cold climates, the use of on-board battery heating may be required to specifically improve quick charging speeds. Indicated quick charging time requires use of a CCS 2 charger. The Nissan Interstar is equipped with charging safeguards to protect the battery during repeated quick charging sessions in a short period of time. The time taken for successive quick charging can take longer if the battery temperature activates the battery safeguarding technology. DC charging requires the use of charging stations that are available on public charger network. Visit <https://www.zap-map.com/live/> for coverage details.

Power consumption (Wh/km): 21kWh/100km energy consumption; CO₂ emission combined (g/km): 0. Zero CO₂ emissions while driving.

[3] 11kW and 22kW require a three phase power charger.

Electrify every working day.

Nissan Interstar-e offers a vision of our electric future: a 100% electric capable workhorse that helps you with your work needs. With zero tailpipe emissions, rapid charging and impressive range, it helps you to meet all your business needs today and tomorrow.

Choose from 2 battery capacities: the 40kWh battery standard range and the 87kWh long range with up to 285 miles^[1] of range.

These 2 models come with standard DC CCS Rapid charging port (up to 130kW max speed for the 87kWh battery) - adding approx. 157 miles^[2] of range in 30 minutes^[5].

With the electric motor providing 300Nm, Interstar-e is as capable when handling heavy loads with a payload up to 1625kg and towing capacity of up to 2000kg.



EV BATTERY CHARGING TIME^[3]

DOMESTIC CHARGING		40kWh		87kWh		
		31 miles	112 miles	31 miles	112 miles	285 miles
74kW wall charger		1h55	5h44	1h55	5h44	13h54
3.7kW wall charger		3h55	11h46	3h55	11h46	28h30
Occasional 3-pin plug 2.3kW charging cable		6h28	21h59	6h28	21h59	47h02

PUBLIC CHARGING		40kWh		87kWh		
		31 miles	112 miles	31 miles	112 miles	285 miles
DC 150kW rapid charger ^[4]		0h15	1h00	0h06	0h19	1h10
AC 22kW fast charger (incl.)		1h55	5h44	0h38	1h53	4h35

[4] Maximum DC charging speed is 50kW for 40kWh battery; 130kW for 87kWh battery. [5] Figures quoted are for a new Interstar-e L2H2 87kWh with a standard 130 kW charger. Charging time may vary depending on charging conditions, including charger type and condition, on-site power usage, battery temperature as well as ambient temperature at point of use, battery age and state of charge, and if battery safeguarding technology is activated. Indicated rapid charging time requires use of a 150kW DC CCS charger, available only on public charger network. Visit <https://www.zap-map.com/live/> for coverage details.

INTERSTAR
UP TO
37.8 MPG^[1]



[1] For 35L2H2 130hp version. The figures were determined under the Worldwide harmonized Light Vehicles Test Procedure (WLTP) test cycle. The figures shown are for comparability purposes. Actual real world driving results may vary depending on factors including weather conditions, driving styles, vehicle load or any accessories fitted after registration



Power up every working day.

With a choice of new diesel powertrains, New Nissan Interstar gives you maximum performance and versatility. Choose the version that suits your business needs the best. From last mile delivery to construction work, Interstar is the smart choice for any business.

ENGINE RANGE

DIESEL	kw	Nm	6s Manual	9s Auto
dCi 170	125	380	3.5T, 4.0T	3.5T, 4.0T
dCi 150	110	360	3.5T	3.5T
dCi 130	96	350	3.3T, 3.5T	-
dCi 105	77	330	3.3T	-



DIESEL POWERTRAINS

With a 2.0L diesel with single variable turbo and stop/start, Interstar's range of diesel engines offers up to 170PS and 380Nm, with fuel consumption up to 37.8 MPG or even from 41.5 MPG for N2 versions.

Choose from a 6-speed manual transmission or the 9-Speed Automatic, which offers shift-by-wire, sailing idle and coasting stop and a convenient, space-saving column gear selector with steering wheel paddles for up and down shifting.

*For L2H2 130hp versions (Worldwide harmonized Light Vehicle Test Procedure, WLTP, combined test cycle):
CO₂ emissions combined (g/km): 194 – 222g. (WLTP combined cycle).*

Explore our extensive selection of factory conversions.

From the sturdy Tipper, the practical Dropside, the spacious Double Cab Dropside to the adaptable Luton Van, our on-the-shelf models are designed to meet a variety of needs. Personalize your choice with our range of sizes, capacities, and customizable incomplete bodies. Trust in the dependability and adaptability of our Interstar chassis or platform versions to build the ideal commercial vehicle for your enterprise.



↑
DOUBLE CAB
DROPSIDE L3H1



TIPPER
L2H1

(1-way as standard,
3-way on request)

TIPPER
WITH TOOLBOX L3H1

Advanced safety technologies^[1]



LANE KEEP ASSIST & LANE DEPARTURE WARNING

These provide assistance to help centre the position of your car in the lane and warn you when your car is departing from the lane without your turning indicators activated.



REAR VIEW CAMERA

Rear view camera displays an image on the main screen to help when reversing. It works in combination with parking sensors to give an audible and visual representation of the proximity to the object behind.




INTELLIGENT SPEED ASSISTANCE INCLUDING TRAFFIC SIGN RECOGNITION

Keeps the driver informed of speed limit changes by detecting speed limit and warning signs. The system will offer to modify the cruise control speed to reflect that changing speed limit.



ELECTRONIC STABILITY PROGRAMME

Uses various sensors to monitor driver inputs and vehicle motion, to help prevent loss of control in curves and emergency steering maneuvers by stabilizing your car when it begins to veer off your intended path.



TRAILER SWAY ASSIST

Manages control of a trailer by modifying acceleration and braking.



1-BOX BRAKING SYSTEM

Electronically managed hydraulic braking system saves weight (combining more elements of the braking system together), improves braking power (halves the reaction timing under emergency braking), provides improved consistency of brake feel and response under different payloads.



DRIVER DROWSINESS AND ATTENTION WARNING

Analyses driving behaviour to identify fatigue, warning the driver when it's time to stop and take a break.



FORWARD EMERGENCY BRAKING

If there are any objects in your way, this system will help you brake to avoid or reduce damage caused by collision. When the system detects a sudden deceleration ahead, it gives you an audible and visual warning to slow down. It also includes cyclist and pedestrian detection functions.



FLANK PROTECTION

Ultrasonic sensors detect objects right around Interstar, reducing the risk of damage while manoeuvring.



HILL START ASSIST

Helps in preventing the vehicle from rolling backwards when starting on a hill.



E-CALL

In case of emergency, E-call can be set to automatically or manually at the touch of a button, make a call to emergency services. The system is triggered if a collision is detected by your vehicle's sensors.



SIDE WIND ASSIST


Adjusts steering to take into account side winds that would otherwise push a vehicle out of lane.

^[1] Features available depending on version, as standard or only as option (at an extra charge).

It is your responsibility to stay alert, drive safely and be in control of the vehicle at all times. Driver assist features have speed and other limitations and should not be solely relied on. For more information, please refer to the owner's manual or visit <http://www.nissan.co.uk/techterms>.

Relax, you're in good hands.

All-New Nissan Interstar features a wide range of safety and driving assistance systems designed to help you keep an eye on the road and bring you improved peace of mind to help make your working day safer and more convenient. The All-New Interstar has been awarded the highest Platinum safety rating by Euro NCAP in 2024.



Forward Emergency Braking



Rear View Camera^[1]

[1] Feature available depending on version, as standard or only as option (at an extra charge).

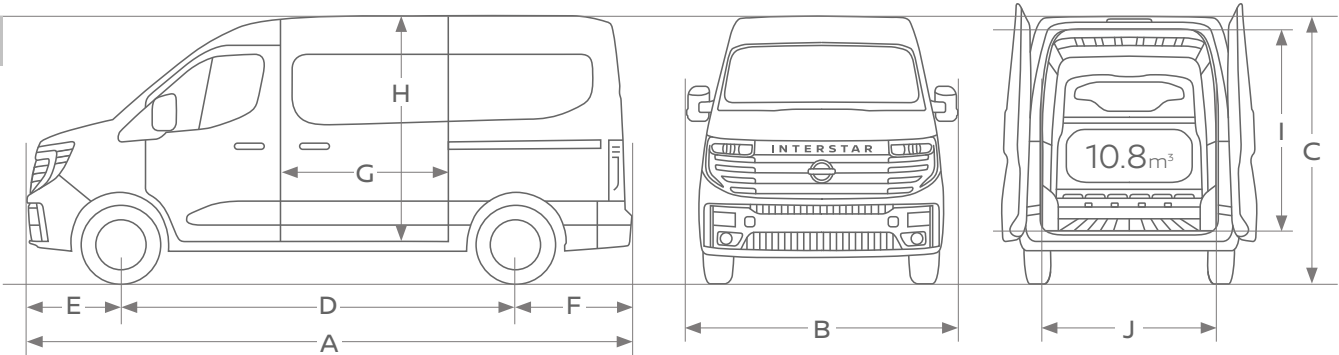
DIMENSIONS (MM)

Panel Van

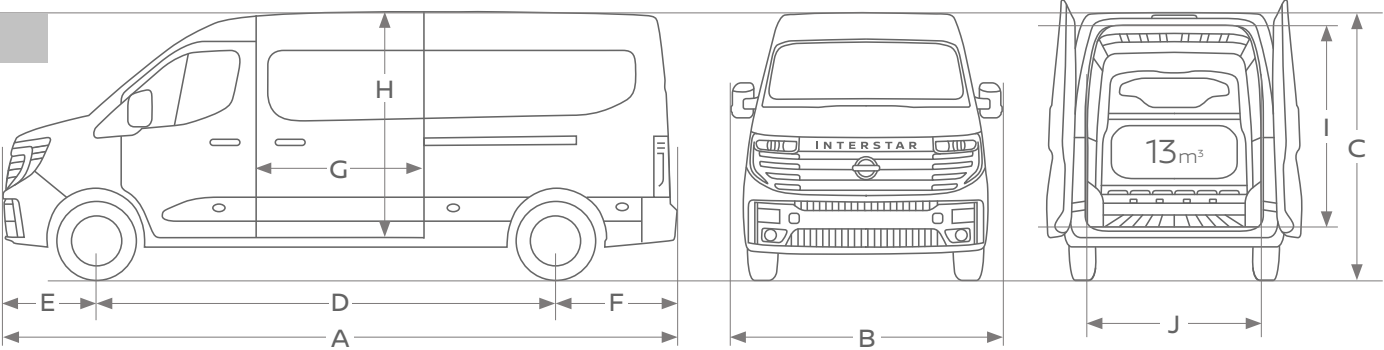
PANEL VAN		L2H2	L3H2	L3H3
A	Overall length (body only - without standard rear step)	5 685	6 315	6 315
	Overall length - with rear step bumper (std on vans)	5 780	6 410	6 410
B	Overall width without mirrors	2 080	2 080	2 080
	Overall width with mirrors (mirrors open)	2 466	2 466	2 466
	Overall width with mirrors (mirrors folded in)	2 222	2 222	2 222
C	Overall height unladen	2 498	2 498	2756
D	Wheelbase	3 585	4 215	4215
E	Front overhang	970	970	970
F	Rear overhang (body only - without standard rear step)	1 130	1 130	1 130
G	Side door max width	1 312	1 312	1 312
H	Side door loading height	1 753	1 753	1 753
	Distance from side door lower opening to load bed	261	261	261
	Rear door opening width at 100mm above load floor	1 537	1 537	1 537
	Rear door opening width at 700mm above load floor	1 533	1 533	1 533
	Rear door opening width at 1200mm above load floor	1 521	1 521	1 521
	Rear door opening height	1 755	1 755	1 755
I	Loading height at rear doors	571	569	569
	Load area length (at floor)	3 225	3 855	3 855
	Load area length (at 1.1m above floor)	3 004	3 634	3 634
	Load area length (at 1.3m above floor)	2 992	3 622	3 626
J	Load area width at widest point	1 789	1 789	1 789
	Load area width between wheel arches	1 380	1 380	1 380
	Load area height	1 885	1 885	2 138
	Cargo area volume (m³)	10.8	13.0	14.8
	Front track	1 770	1 770	1 770
	Rear track	1 730	1 730	1 730
	Turning diameter - kerb to kerb (m)	12.8	14.6	14.6

DIMENSIONS (MM)

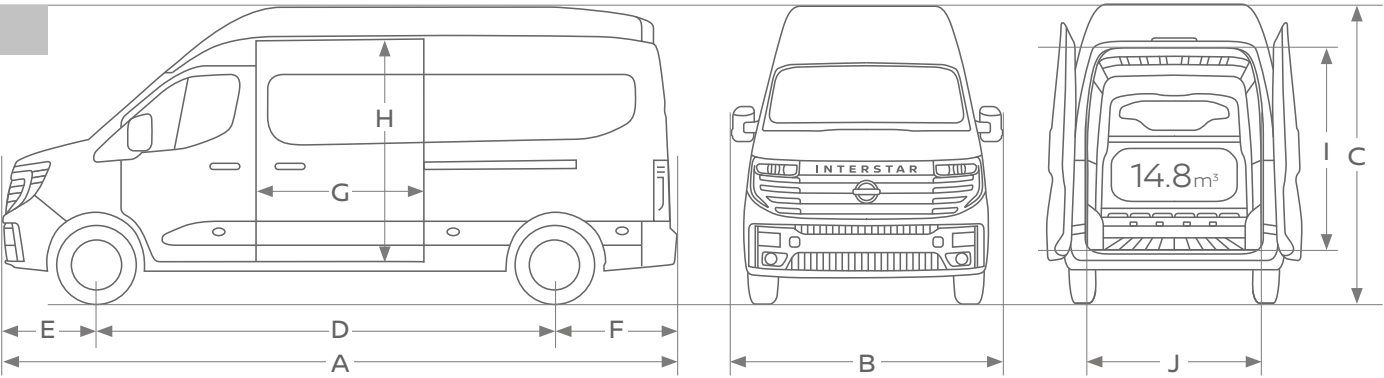
L2H2



L3H2




L3H3



Drawings are for illustration purposes only and do not represent the actual products.

WEIGHT (KG)

Panel Van Diesel



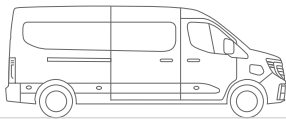
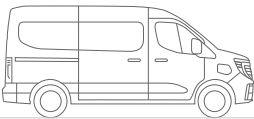
	DIESEL								
	FWD								
	L2H2			L3H2			L3H3		
	3.3T	3.5T	4.0T	3.3T	3.5T	4.0T	3.3T	3.5T	4.0T
Version	3.3T	3.5T	4.0T	3.3T	3.5T	4.0T	3.3T	3.5T	4.0T
Homologation	N1	N1	N2	N1	N1	N2	N1	N1	N2
GVW	3 300	3 500	4 000	3 300	3 500	4 000	3 300	3 500	4 000
Kerb weight min ^[1]	2 053	2 053	2 066	2 125	2 125	2 138	2 153	2 153	2 153
Kerb weight max ^[1]	2 404	2 404	2 405	2 450	2 450	2 450	2 486	2 486	2 486
Max payload	1 247	1 447	1 934	1 175	1 375	1 862	1 147	1 347	1 847
Min payload	896	1 096	1 595	850	1 050	1 550	814	1 014	1 514
Max weight on front axle	1 950	1 950	2 070	1 950	1 950	2 070	2 070	2 070	2 070
Max weight on rear axle	2 000	2 000	2 370	2 000	2 000	2 370	2 370	2 370	2 370
Max towing capacity - braked	2 500	2 500	2 000	2 500	2 500	2 000	2 500	2 500	2 000
Max towing capacity - unbraked	750	750	750	750	750	750	750	750	750
Gross combination weight	5 800	6 000	6 000	5 800	6 000	6 000	5 800	6 000	6 000
Max vertical load on trailer hitch	100	100	80	100	100	80	100	100	80
Max roof load	200	200	200	200	200	200	-	-	-

WHEEL & TYRE									
Wheel	16"	16"	16"	16"	16"	16"	16"	16"	16"
Tyre	205 75 R16	205 75 R16	215 75 R16	205 75 R16	205 75 R16	215 75 R16	205 75 R16	205 75 R16	215 75 R16

[1] Kerb weight is measured vehicle without occupants or load, with all fluids except fuel at 90%.

WEIGHT (KG)

Panel Van EV



	100% Electric							
	FWD							
	L2H2				L3H2			
Version	3.5T	3.5T	3.8T	4.0T	3.5T	3.5T	3.8T	4.0T
Battery size	40kWh	87kWh	40kWh	87kWh	40kWh	87kWh	40kWh	87kWh
Homologation	N1	N1	N2	N2	N1	N1	N2	N2
GVW	3 500	3 500	3 800	4 000	3 500	3 500	3 800	4 000
Kerb weight min ^[1]	2 106	2 303	2 109	2 306	2 187	2 384	2 189	2 386
Kerb weight max ^[1]	2 445	2 656	2 446	2 656	2 579	2 789	2 579	2 790
Max payload	1 394	1 197	1 691	1 694	1 313	1 116	1 611	1 614
Min payload	1 055	844	1 354	1 344	921	711	1 221	1 210
Max weight on front axle	1 950	1 950	2 070	2 070	1 950	1 950	2 070	2 070
Max weight on rear axle	2 000	2 100	2 370	2 370	2 000	2 100	2 370	2 370
Max towing capacity - braked	TBC ^[1]	2 000	TBC ^[1]	1 500	TBC ^[1]	2 000	TBC ^[1]	1 500
Max towing capacity - unbraked	TBC ^[1]	750	TBC ^[1]	750	TBC ^[1]	750	TBC ^[1]	750
Gross combination weight	TBC ^[1]	5 500	TBC ^[1]	5 500	TBC ^[1]	5 500	TBC ^[1]	5 500
Max vertical load on trailer hitch	100	100	80	80	100	100	80	80
Max roof load	200	200	200	200	200	200	200	200

WHEEL & TYRE								
Wheel	16"	16"	16"	16"	16"	16"	16"	16"
Tyre	205 75 R16	205 75 R16	215 75 R16	215 75 R16	205 75 R16	205 75 R16	215 75 R16	215 75 R16

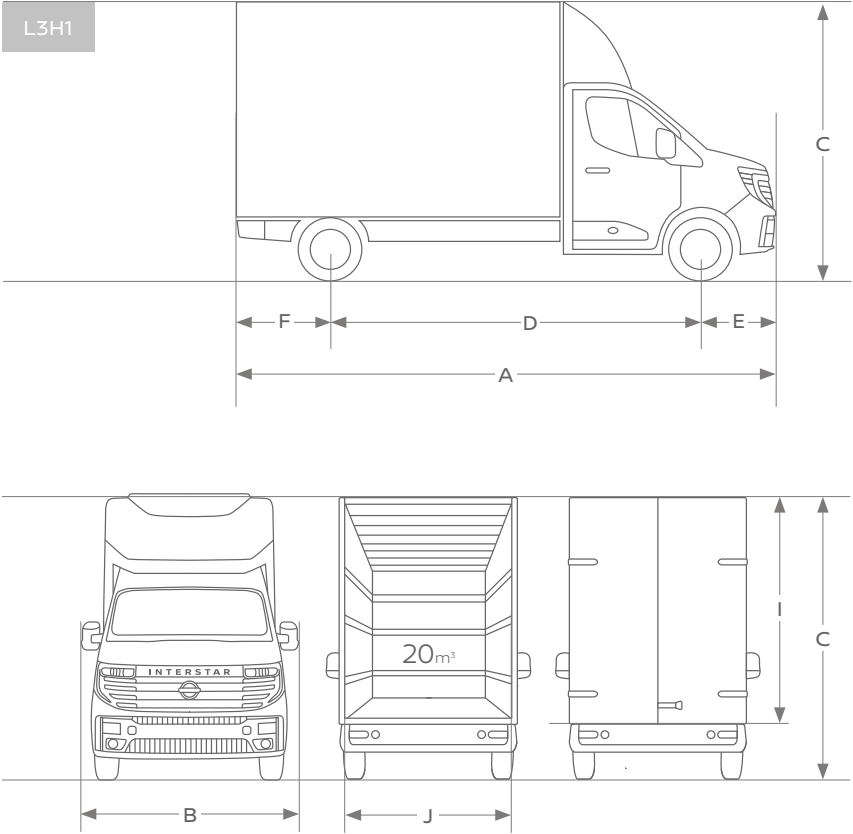
Power consumption (Wh/km): 21kWh/100 km energy consumption; CO₂ emission combined (g/km): 0. Zero CO₂ emissions while driving.
[1] Figures pending homologation.

DIMENSIONS (MM)

Luton Van

Interstar Luton Van, a reliable carrier, can handle a Gross Vehicle Weight of up to 4T. It offers 20m³ of cargo area volume, and an optional lift gate that can support up to 750kg. This ample and functional space makes the Interstar Luton Van an excellent choice for delivery services, moving services, or construction needs.

LUTON	L3H1
A Overall length	6 688
B Overall width with mirrors (mirrors open)	2 631
Overall width with mirrors (mirrors folded in)	2 135
C Overall height unladen	3 279
D Wheelbase	4 215
E Front overhang	970
F Rear overhang	1 503
I Loading height at rear doors	TBC
Load area length (at floor)	3 990
J Load area width at widest point	2 065
Load area height	2 300
Cargo area volume (m ³)	20
Front track	1 770
Rear track	1 730
Turning diameter - kerb to kerb (m)	14.6



Luton
Van



	DIESEL				100% ELECTRIC	
	FWD				FWD	
	L3H1				L3H1	
Version	3.5T	4.0T	3.5T with tail lift	4.0T with tail lift	3.5T with tail lift	4.0T with tail lift
Battery size	-	-	-	-	87kWh	87kWh
Homologation	N1	N2	N1	N2	N1	N2
GVW	3 500	4 000	3 500	4 000	3 500	4 000
Kerb weight min ^[1]	2 259	2 272	2 434	2 447	2 740	2 764
Kerb weight max ^[1]	2 521	2 523	2 699	2 700	2 989	2 999
Max payload	1 241	1 728	1 066	1 553	760	1 236
Min payload	979	1 477	801	1 300	511	1 001
Max weight on front axle	1 950	2 070	1 950	2 070	2 070	2 070
Max weight on rear axle	2 100	2 370	2 100	2 370	2 100	2 370
Max towing capacity - braked	2 500	2 000	-	-	-	-
Max towing capacity - unbraked	750	750	-	-	-	-
Gross combination weight	6 000	6 000	-	-	-	-
Max vertical load on trailer hitch	100	80	-	-	-	-
WHEEL & TYRE						
Wheel	16"	16"	16"	16"	16"	16"
Tyre	205 75 R16	215 75 R16	205 75 R16	215 75 R16	205 75 R16	215 75 R16

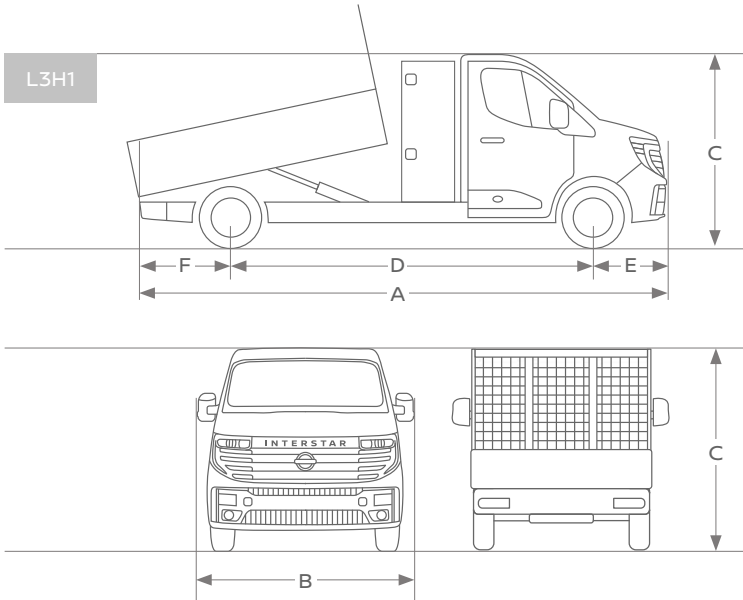
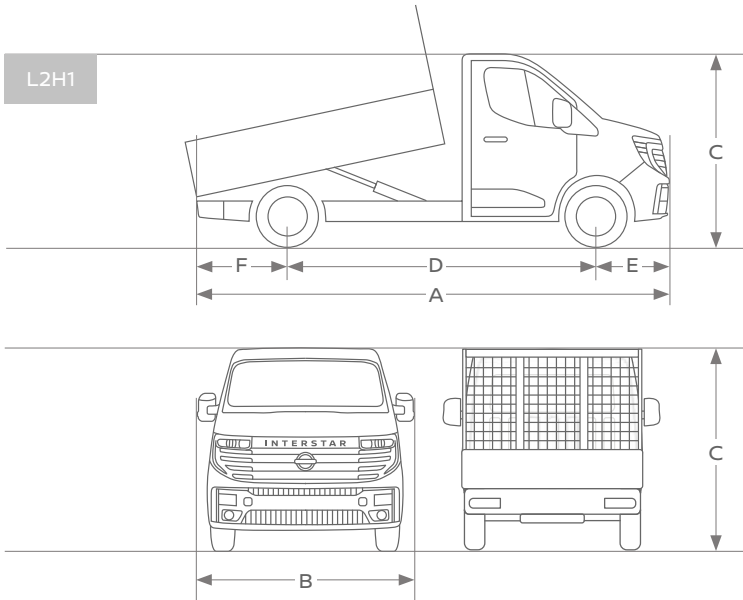
[1] Kerb weight is measured vehicle without occupants or load, with all fluids except fuel at 90%.

DIMENSIONS (MM)

Tipper
Single Cab


Designed for rigorous tasks, Interstar Tipper features a load deck that automatically inclines at a 45° angle, enabling swift and effortless unloading.

TIPPER SINGLE CAB		L2H1	L3H1
		Aluminium load bed	Aluminium load bed
A	Overall length	5 995	6 657
B	Overall width with mirrors (mirrors open)	2 466	2 466
	Overall width with mirrors (mirrors folded in)	2 220	2 220
C	Overall height unladen	2 362	2 362
D	Wheelbase	3 585	4 215
E	Front overhang	970	970
F	Rear overhang	1 440	1 472
	Front track	1 770	1 770
	Rear track	1 730	1 730
	Turning diameter - kerb to kerb (m)	12.8	14.6
	Load bed area usable length	3 260	3 260
	Load bed area usable width	2 000	2 000
	Load bed side height	400	400
	Toolbox behind cabin (W x H)	-	600 X 1 300



WEIGHT (KG)

Tipper
Single Cab



	DIESEL			
	FWD			
	L2H1		L3H1	
Version	3.5T	4.0T	3.5T	4.0T
Battery size	-	-	-	-
Homologation	N1	N2	N1	N2
GVW	3 500	4 000	3 500	4 000
Kerb weight min ^[1]	2 045	2 057	2 334	2 346
Kerb weight max ^[1]	2 435	2 427	2 656	2 657
Max payload	1 455	1 943	1 166	1 654
Min payload	1 065	1 573	844	1 343
Max weight on front axle	1 950	2 070	1 950	2 070
Max weight on rear axle	2 100	2 370	2 100	2 370
Max towing capacity - braked	2 500	2 000	2 500	2 000
Max towing capacity - unbraked	750	750	750	750
Gross combination weight	6 000	6 000	6 000	6 000
Max vertical load on trailer hitch	100	80	100	80

WHEEL & TYRE				
Wheel	16"	16"	16"	16"
Tyre	205 75 R16	215 75 R16	205 75 R16	215 75 R16

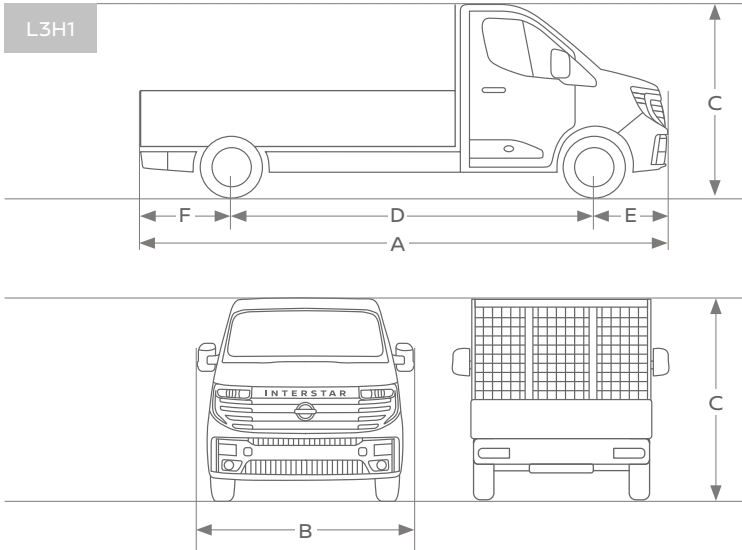
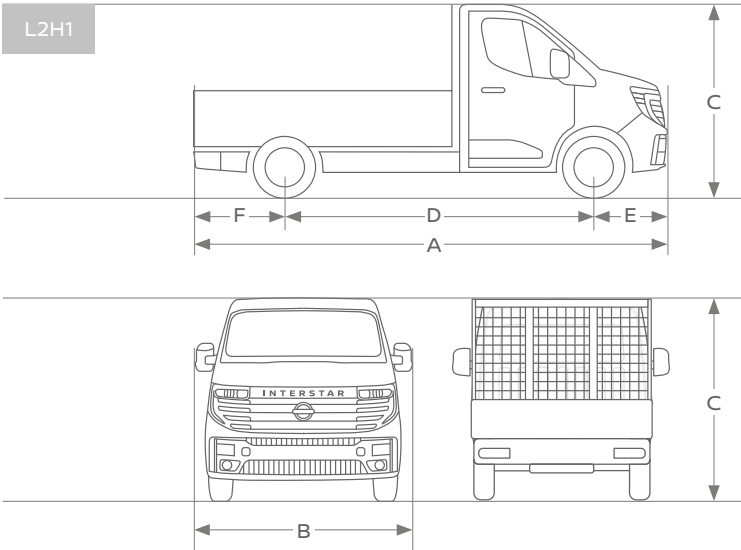
[1] Kerb weight is measured vehicle without occupants or load, with all fluids except fuel at 90%.
Power consumption (Wh/km): 21kWh/100 km energy consumption; CO₂ emission combined (g/km): 0. Zero CO₂ emissions while driving.

DIMENSIONS (MM)

Dropside
Single Cab

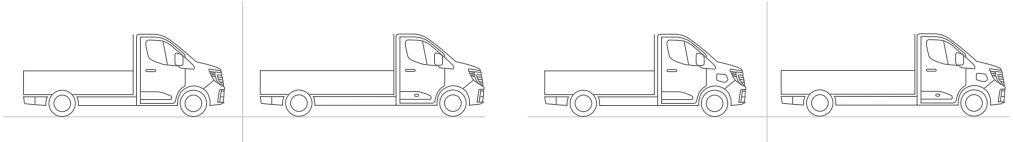
Constructed on a sturdy frame, the Dropside integrates a low loading height with collapsible side panels, simplifying the task of handling its maximum 4-ton Gross Vehicle Weight. The design offers easy access to the cargo area from all sides, making it more convenient to manage large, heavy loads.

DROPSIDE SINGLE CAB		L2H1	L3H1
		Aluminium load bed	Aluminium load bed
A	Overall length	5 980	6 541
B	Overall width with mirrors (mirrors open)	2 466	2 466
	Overall width with mirrors (mirrors folded in)	2 220	2 220
C	Overall height unladen	2 277	2 277
D	Wheelbase	3 585	4 215
E	Front overhang	970	970
F	Rear overhang	1 425	1 356
	Front track	1 770	1 770
	Rear track	1 730	1 730
	Turning diameter - kerb to kerb (m)	12.8	14.6
	Load bed area usable length	3 274	3 774
	Load bed area usable width	2 000	2 000
	Load bed side height	400	400



WEIGHT (KG)

Dropside
Single Cab



	DIESEL			
	FWD			
	L2H1		L3H1	
Version	3.5T	4.0T	3.5T	4.0T
Battery size	-	-	-	-
Homologation	N1	N2	N1	N2
GVW	3 500	4 000	3 500	4 000
Kerb weight min ^[1]	1 874	1 887	2 061	2 062
Kerb weight max ^[1]	2 129	2 120	2 336	2 317
Max payload	1 626	2 113	1 439	1 938
Min payload	1 371	1 880	1 164	1 683
Max weight on front axle	2 070	2 070	1 950	2 070
Max weight on rear axle	2 100	2 370	2 100	2 370
Max towing capacity - braked	2 500	2 000	2 500	2 000
Max towing capacity - unbraked	750	750	750	750
Gross combination weight	6 000	6 000	6 000	6 000
Max vertical load on trailer hitch	100	80	100	80

WHEEL & TYRE				
Wheel	16"	16"	16"	16"
Tyre	205 75 R16	215 75 R16	205 75 R16	215 75 R16

100% ELECTRIC			
FWD			
L2H1		L3H1	
3.5T	4.0T	3.5T	4.0T
87kWh	87kWh	87kWh	87kWh
N1	N2	N1	N2
3 500	4 000	3 500	4 000
2 157	2 161	2 312	2 336
2 425	2 416	2 639	2 649
1 343	1 839	1 188	1 664
1 075	1 584	861	1 351
2 070	2 070	2 070	2 070
2 100	2 370	2 100	2 370
2 000	1 500	2 000	1 500
750	750	750	750
5 500	5 500	5 500	5 500
100	80	100	80

16"	16"	16"	16"
205 75 R16	215 75 R16	205 75 R16	215 75 R16

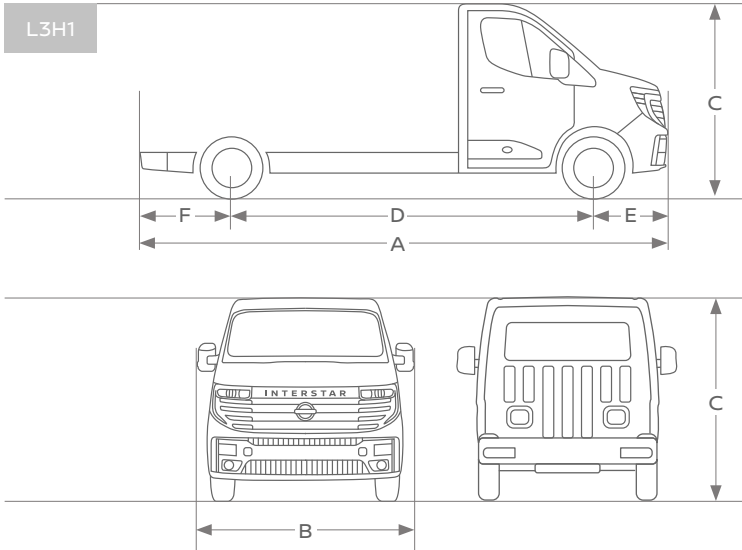
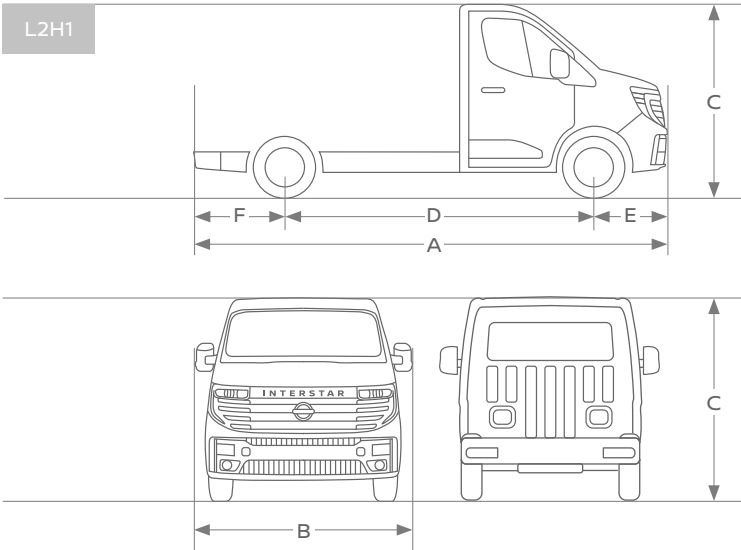
[1] Kerb weight is measured vehicle without occupants or load, with all fluids except fuel at 90%.
Power consumption (Wh/km): 21kWh/100 km energy consumption; CO₂ emission combined (g/km): 0. Zero CO₂ emissions while driving.

DIMENSIONS (MM)

Platform

Ideal basis for Low Luton Van and other conversions that prioritise low loading height and lighter weight (diesel & EV).

PLATFORM		L2H1	L3H1
A	Overall length	5 685	6 195
B	Overall width with mirrors (mirrors open)	2 631	2 631
	Overall width with mirrors (mirrors folded in)	2 220	2 220
C	Overall height unladen	2 312	2 310
D	Wheelbase	3 585	4 215
E	Front overhang	970	970
F	Rear overhang	1 130	1 130
	Front track	1 770	1 770
	Rear track	1 730	1 730
	Turning diameter - kerb to kerb (m)	12.8	14.6
	Max permissible length	6 348	7 293
	Max permissible width	2 350	2 350
	Max permissible height	3 500	3 500



WEIGHT (KG)

Platform



	DIESEL			
	FWD			
	L2H1		L3H1	
Version	3.5T	4.0T	3.5T	4.0T
Battery size	-	-	-	-
Homologation	N1	N2	N1	N2
GVW	3 500	4 000	3 500	4 000
Kerb weight min ^[1]	1 688	1 701	1 746	1 759
Kerb weight max ^[1]	1 903	1 905	1 968	1 969
Max payload	1 812	2 299	1 754	2 241
Min payload	1 597	2 095	1 532	2 031
Max weight on front axle	1 950	2 070	1 950	2 070
Max weight on rear axle	2 100	2 370	2 100	2 370
Max towing capacity - braked	2 500	2 000	2 500	2 000
Max towing capacity - unbraked	750	750	750	750
Gross combination weight	6 000	6 000	6 000	6 000
Max vertical load on trailer hitch	100	80	100	80

WHEEL & TYRE				
Wheel	16"	16"	16"	16"
Tyre	205 75 R16	215 75 R16	205 75 R16	215 75 R16

100% ELECTRIC							
FWD							
L2H1				L3H1			
3.5T		3.8T	4.0T	3.5T		3.8T	4.0T
40kWh	87kWh	40kWh	87kWh	40kWh	87kWh	40kWh	87kWh
N1		N2		N1		N2	
3 500	3 500	3 800	4 000	3 500	3 500	3 800	4 000
1 782	1 989	1 794	2 003	1 825	2 047	1 828	2 062
1 960	2 190	1 982	2 192	2 065	2 299	2 067	2 301
1 718	1 511	2 006	1 997	1 675	1 453	1 972	1 938
1 540	1 310	1 818	1 808	1 435	1 201	1 733	1 699
1 950	2 070	2 070	2 070	1 950	2 070	2 070	2 070
2 000	2 100	2 370	2 370	2 000	2 100	2 370	2 370
TBC ^[2]	2 000	TBC ^[2]	1 500	TBC ^[2]	2 000	TBC ^[2]	1 500
TBC ^[2]	TBC ^[2]	TBC ^[2]	TBC ^[2]	TBC ^[2]	TBC ^[2]	TBC ^[2]	TBC ^[2]
5 500	5 500	5 500	5 500	5 500	5 500	5 500	5 500
100	100	80	80	100	100	80	80

16"	16"	16"	16"	16"	16"	16"	16"
205 75 R16	215 75 R16	205 75 R16	215 75 R16	205 75 R16	215 75 R16	205 75 R16	215 75 R16

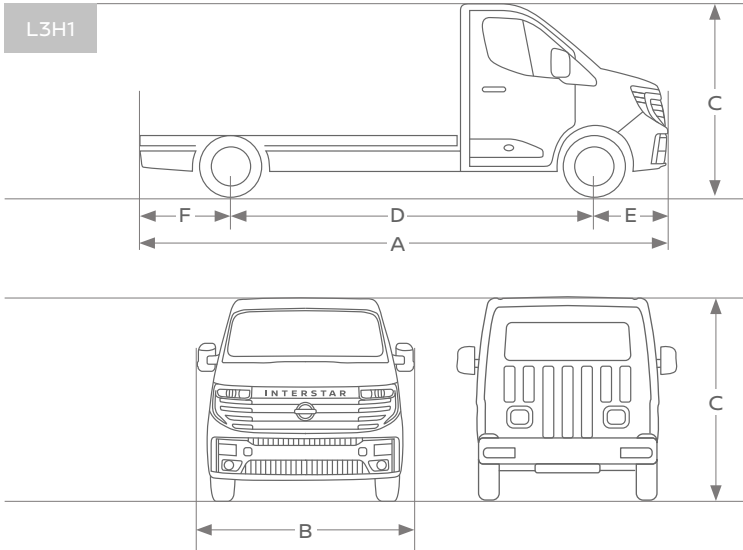
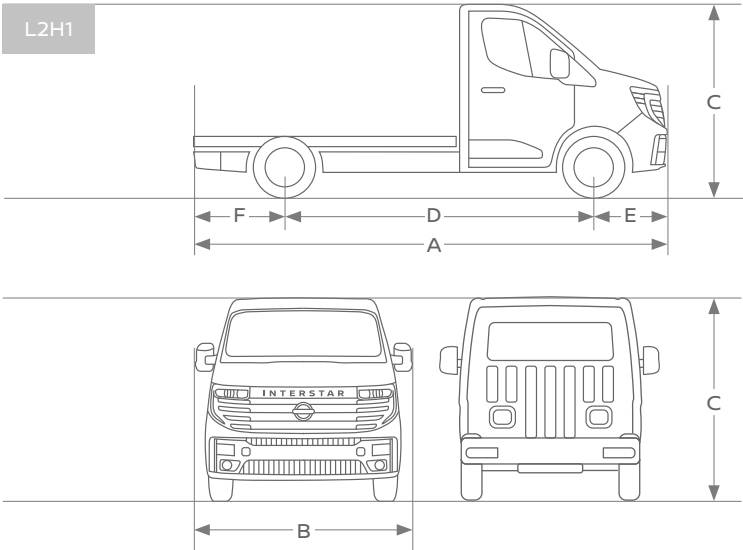
[1] Kerb weight is measured vehicle without occupants or load, with all fluids except fuel at 90%.
[2] Figures pending homologation.
Power consumption (Wh/km): 21kWh/100 km energy consumption; CO₂ emission combined (g/km): 0. Zero CO₂ emissions while driving.

Chassis

Single Cab

For heavier duty applications where robustness is the priority (diesel & EV)


CHASSIS SINGLE CAB		L2H1	L3H1
A	Overall length	5 730	6 360
B	Overall width with mirrors (mirrors open)	2 631	2 631
	Overall width with mirrors (mirrors folded in)	2 220	2 220
C	Overall height unladen	2 257	2 257
D	Wheelbase	3 585	4 215
E	Front overhang	970	970
F	Rear overhang	1 175	1 175
	Front track	1 770	1 770
	Rear track	1 730	1 730
	Turning diameter - kerb to kerb (m)	12.8	14.6
	Max permissible length	6 348	7 293
	Max permissible width	2 350	2 350
	Max permissible height	3 500	3 500



WEIGHT (KG)

Chassis

Single Cab



	DIESEL			
	FWD			
	L2H1		L3H1	
Version	3.5T	4.0T	3.5T	4.0T
Battery size	-	-	-	-
Homologation	N1	N2	N1	N2
GVW	3 500	4 000	3 500	4 000
Kerb weight min ^[1]	1 796	1 809	1 808	1 822
Kerb weight max ^[1]	1 968	1 968	1 999	2 000
Max payload	1 704	2 191	1 692	2 178
Min payload	1 532	2 032	1 501	2 000
Max weight on front axle	1 950	2 070	1 950	2 070
Max weight on rear axle	2 100	2 370	2 100	2 370
Max towing capacity - braked	2 500	2 000	2 500	2 000
Max towing capacity - unbraked	750	750	750	750
Gross combination weight	6 000	6 000	6 000	6 000
Max vertical load on trailer hitch	100	80	100	80

WHEEL & TYRE				
Wheel	16"	16"	16"	16"
Tyre	205 75 R16	215 75 R16	205 75 R16	215 75 R16

100% ELECTRIC			
FWD			
L2H1		L3H1	
3.5T	4.0T	3.5T	4.0T
40kWh	87kWh	40kWh	87kWh
N1	N2	N1	N2
3 500	4 000	3 500	4 000
2 050	2 063	2 069	2 084
TBC ^[2]	TBC ^[2]	2 292	2 292
1 450	1 937	1 431	1 916
TBC ^[2]	TBC ^[2]	1 208	1 708
2 070	2 070	2 070	2 070
2 100	2 370	2 100	2 370
TBC ^[2]	1 500	TBC ^[2]	1 500
TBC ^[2]	750	TBC ^[2]	TBC ^[2]
5 500	5 500	5 500	5 500
100	80	100	80

16"	16"	16"	16"
205 75 R16	215 75 R16	205 75 R16	215 75 R16

[1] Kerb weight is measured vehicle without occupants or load, with all fluids except fuel at 90%.

[2] Figures pending homologation.

Power consumption (Wh/km): 21kWh/100 km energy consumption; CO₂ emission combined (g/km): 0. Zero CO₂ emissions while driving.

Make the most of your Interstar with accessories designed to enhance its capabilities

Nissan's accessories, specially designed for your Interstar, bring a new level of utility to your vehicle. Our products are made to meet the high standards that Nissan consistently upholds for each of its offerings. Explore our selection and choose the right accessory that augments your Interstar's capabilities and suits your needs. Whether you're seeking enhanced comfort or a boost in confidence, we have the perfect fit for your business needs and personal experiences.



- A - Ply linings*
- B - Roof rack
- C - Walkaway for roof rack
- D - Yoke Towbar
- E - Towball
- F - Hook Towbar
- G - Ladder



**Image is for guidance purposes only.*

COLOUR PALETTE



Red (S) - **071**



Agave Blue (S) - **DQG**



Urban Grey (S) - **KPW**



Mineral White (S) - **QNG**



Silver (M) - **KNH**



Blue Grey (M) - **J47**



Black (M) - **676**

(S) Solid (M) Metallic

WHEELS

Steel wheel with small hub cap

Standard on Diesel 4.0T Chassis, Platform, Dropside, Tipper, Luton



Steel wheel with midsize hub cap

Standard on 3.3T-3.5T Acenta (any body type, any fuel)



Steel wheel with full wheel cover

Standard on 3.3T-3.5T Tekna (any body type, any fuel)

Standard on Diesel 4.0T Van



TRIMS

ACENTA

Main dark grey with light grey trim



TEKNA

Main light grey trim with dark grey and blue stitch



NISSAN

ALL-NEW INTERSTAR PANEL VAN

ACENTA

SAFETY AND SECURITY^[1]

- Driver's and passenger airbag
- ABS and brake assist, VDC + ASR, Hill Start Assist and Trailer Sway Assistant^[2]
- Lane Departure Warning
- Lane Keeping Assist
- Distance Warning (time in sec) in TFT instr panel
- TPMS
- Automatic Forward Emergency Braking System (AEBS)
- e-Call
- Driver Drowsiness and Attention Warning
- Intelligent Speed Assist (Cruise Control + Traffic Sign Recognition)
- Auto High Low Beam
- Automatic lights and wipers
- Spare wheel
- Remote central door locking
- 3-button key
- Automatic door locking (at 5MPH)
- Superlocking
- Nissan Anti Theft System immobiliser
- Thatcham alarm
- Seatbelts - 3 point height-adjustable seatbelts with pretensioners and reminder
- Tachograph (N2 variants only)
- Blind Spot Info System (N2 homologated versions only)

LIGHTS

- LED Daytime Running Lights
- Lamp High Beam
- LED Low Beam
- Front Fog Lights with cornering function

EXTERIOR STYLING

- Rear step
- Towing predisposal (underfloor wiring)
- Protection under engine (40 GVW diesel only)

WHEELS

- 16" steel wheels with mid size black hub cup

LOAD SPACE AND DOORS

- 50:50 split 180 degree unglazed twin rear doors
- Nearside sliding panel door unglazed
- LED light in cargo
- Full steel bulkhead without window
- Soundproofing trim on bulkhead
- Overhead parcel shelves
- Anchorage fix rings in loadspace (close to the floor): 4 on each side of L2 Van version, 5 on each side of L3 Van version

SEATING

- Driver seat with longitudinal, height adj, backrest inclination and armrest
- 2-seater passenger bench
- Fold-down central seat with underseat storage
- Seat trim Acenta

COMFORT AND CONVENIENCE

- 2 cup holders on dashboard
- Electric front windows, one touch driver side
- El. Adjustable, heated door mirrors
- Closed glovebox
- LED light in cabin
- 3.5" TFT Cluster (diesel only)
- USB port & AUX socket
- Media center 10.1" touchscreen with radio DAB, bluetooth, 2 speakers and Android Auto / Apple Carplay
- Rear Parking Sensors
- Steering wheel - rake and reach adj
- Manual A/C

EV SPECIFICS

- 22kW AC On-board & 130kW DC Rapid Charger (87kWh battery)
- 7kW AC On-board & 50kW DC Rapid Charger (40kWh battery)
- Mode 3 Type 2 Cable 6.5m with storage bag
- 7" colour TFT cluster

[1] It is your responsibility to stay alert, drive safely and be in control of the vehicle at all times. Driver assist features have speed and other limitations and should not be solely relied on. For more information, please refer to the owner's manual or visit <http://www.nissan.co.uk/techterms>. [2] Trailer Sway Assistant available on vehicles with a tow hook from factory or activated at Dealership on vehicles with tow hook from Nissan Accessory.

TEKNA

WHEELS

- 16" steel wheels with full wheel covers

LOAD SPACE AND DOORS

- 50:50 split 270 degree unglazed twin rear doors
- Additional 2 anchorage fix rings on each D pillar
- 12 V Power socket in load area

SEATING

- Driver seat with longitudinal, height and lumbar adj, backrest inclination and armrest
- Seat trim Tekna

COMFORT AND CONVENIENCE

- Heated windscreen
- 360 parking sensors
- Rear View Camera
- Automatic A/C

NISSAN

ALL-NEW INTERSTAR DROPSIDE

ACENTA

SAFETY AND SECURITY^[1]

- Driver's and passenger airbag
- ABS and brake assist, VDC + ASR, Hill Start Assist and Trailer Sway Assistant^[2]
- Lane Departure Warning
- Lane Keeping Assist
- Distance Warning (time in sec) in TFT instr panel
- TPMS
- Automatic Forward Emergency Braking System (AEBS)
- e-Call
- Driver Drowsiness and Attention Warning
- Intelligent Speed Assist (Cruise Control + Traffic Sign Recognition)
- Auto High Low Beam
- Automatic lights and wipers
- Spare wheel
- Remote central door locking
- 3-button key
- Automatic door locking (at 5MPH)
- Superlocking
- Nissan Anti Theft System immobiliser
- Thatcham alarm
- Seatbelts - 3 point height-adjustable seatbelts with pretensioners and reminder
- Tachograph (N2 variants only)
- Blind Spot Info System (N2 homologated versions only)

LIGHTS

- LED Daytime Running Lights
- Lamp High Beam
- LED Low Beam
- Front Fog Lights with cornering function

EXTERIOR STYLING

- Towing predisposal (underfloor wiring)
- Protection under engine (40 GVW diesel only)

WHEELS

- 16" steel wheels with mid size black hub cup

LOAD SPACE AND DOORS

- Full steel bulkhead with window
- Soundproofing trim on bulkhead
- Overhead parcel shelves
- Aluminium frame and sideboards
- Wooden floor
- Cyclist protection side bars
- Toolbox below dropside

SEATING

- Driver seat with longitudinal, height adj, backrest inclination and armrest
- 2-seater passenger bench
- Fold-down central seat with underseat storage
- Seat trim Acenta

COMFORT AND CONVENIENCE

- 2 cup holders on dashboard
- Electric front windows, one touch driver side
- El. Adjustable, heated door mirrors
- Closed glovebox
- LED light in cabin
- 3.5" TFT Cluster (diesel only)
- USB port & AUX socket
- Media center 10.1" touchscreen with radio DAB, bluetooth, 2 speakers and Android Auto / Apple Carplay
- Rear Parking Sensors
- Steering wheel - rake and reach adj
- Manual A/C

EV SPECIFICS

- 22kW AC On-board & 130kW DC Rapid Charger (87kWh battery)
- 7kW AC On-board & 50kW DC Rapid Charger (40kWh battery)
- Mode 3 Type 2 Cable 6.5m with storage bag
- 7" colour TFT cluster

^[1] It is your responsibility to stay alert, drive safely and be in control of the vehicle at all times. Driver assist features have speed and other limitations and should not be solely relied on. For more information, please refer to the owner's manual or visit <http://www.nissan.co.uk/techterms>. ^[2] Trailer Sway Assistant available on vehicles with a tow hook from factory or activated at Dealership on vehicles with tow hook from Nissan Accessory.

NISSAN

ALL-NEW INTERSTAR TIPPER

ACENTA

SAFETY AND SECURITY^[1]

- Driver's and passenger airbag
- ABS and brake assist, VDC + ASR, Hill Start Assist and Trailer Sway Assistant^[2]
- Lane Departure Warning
- Lane Keeping Assist
- Distance Warning (time in sec) in TFT instr panel
- TPMS
- Automatic Forward Emergency Braking System (AEBS)
- e-Call
- Driver Drowsiness and Attention Warning
- Intelligent Speed Assist (Cruise Control + Traffic Sign Recognition)
- Auto High Low Beam
- Automatic lights and wipers
- Spare wheel
- Remote central door locking
- 3-button key
- Automatic door locking (at 5MPH)
- Superlocking
- Nissan Anti Theft System immobiliser
- Thatcham alarm
- Seatbelts - 3 point height-adjustable seatbelts with pretensioners and reminder
- Tachograph (N2 variants only)
- Blind Spot Info System (N2 homologated versions only)

LIGHTS

- LED Daytime Running Lights
- Lamp High Beam
- LED Low Beam
- Front Fog Lights with cornering function

EXTERIOR STYLING

- Towing predisposal (underfloor wiring)
- Protection under engine (40 GVW diesel only)

WHEELS

- 16" steel wheels with mid size black hub cup

LOAD SPACE AND DOORS

- Full steel bulkhead with window
- Soundproofing trim on bulkhead
- Overhead parcel shelves
- Aluminium 1-way tilting tipper with Alu sideboards
- Bed floor is primer and thermosetting resin-based epoxy powder paint 120 µm layer
- Cyclist protection side bars
- High Toolbox behind cabin on L3 variant (600mm wide)

SEATING

- Driver seat with longitudinal, height adj, backrest inclination and armrest
- 2-seater passenger bench
- Fold-down central seat with underseat storage
- Seat trim Acenta

COMFORT AND CONVENIENCE

- 2 cup holders on dashboard
- Electric front windows, one touch driver side
- El. Adjustable, heated door mirrors
- Closed glovebox
- LED light in cabin
- 3.5" TFT Cluster (diesel only)
- USB port & AUX socket
- Media center 10.1" touchscreen with radio DAB, bluetooth, 2 speakers and Android Auto / Apple Carplay
- Rear Parking Sensors
- Steering wheel - rake and reach adj
- Manual A/C

EV SPECIFICS

- 22kW AC On-board & 130kW DC Rapid Charger (87kWh battery)
- 7kW AC On-board & 50kW DC Rapid Charger (40kWh battery)
- Mode 3 Type 2 Cable 6.5m with storage bag
- 7" colour TFT cluster

^[1] It is your responsibility to stay alert, drive safely and be in control of the vehicle at all times. Driver assist features have speed and other limitations and should not be solely relied on. For more information, please refer to the owner's manual or visit <http://www.nissan.co.uk/techterms>. ^[2] Trailer Sway Assistant available on vehicles with a tow hook from factory or activated at Dealership on vehicles with tow hook from Nissan Accessory.

NISSAN

ALL-NEW INTERSTAR LUTON VAN

ACENTA

SAFETY AND SECURITY^[1]

- Driver's and passenger airbag
- ABS and brake assist, VDC + ASR, Hill Start Assist and Trailer Sway Assistant^[2]
- Lane Departure Warning
- Lane Keeping Assist
- Distance Warning (time in sec) in TFT instr panel
- TPMS
- Automatic Forward Emergency Braking System (AEBS)
- e-Call
- Driver Drowsiness and Attention Warning
- Intelligent Speed Assist (Cruise Control + Traffic Sign Recognition)
- Auto High Low Beam
- Automatic lights and wipers
- Spare wheel
- Remote central door locking
- 3-button key
- Automatic door locking (at 5MPH)
- Superlocking
- Nissan Anti Theft System immobiliser
- Thatcham alarm
- Seatbelts - 3 point height-adjustable seatbelts with pretensioners and reminder
- Tachograph (N2 variants only)
- Blind Spot Info System (N2 homologated versions only)

LIGHTS

- LED Daytime Running Lights
- Lamp High Beam
- LED Low Beam
- Front Fog Lights with cornering function

EXTERIOR STYLING

- Towing predisposal (underfloor wiring)
- Protection under engine (40 GVW diesel only)

WHEELS

- 16" steel wheels with mid size black hub cup

LOAD SPACE AND DOORS

- 50:50 split 270 degree unglazed twin rear doors
- Soundproofing trim on bulkhead
- Overhead parcel shelves
- Over-the-cab storage accessible from load area (max 50kg)
- Extended door mirrors
- Translucent roof panels with ceiling lights
- Interior side rails (max fastening force 2,500N)
- Non-slip wooden floor
- Aluminum lower side protections (height 170mm)
- OPTIONAL tail lift (1,450 mm long, 750 kg max load)

SEATING

- Driver seat with longitudinal, height adj, backrest inclination and armrest
- 2-seater passenger bench
- Fold-down central seat with underseat storage
- Seat trim Acenta

COMFORT AND CONVENIENCE

- 2 cup holders on dashboard
- Electric front windows, one touch driver side
- El. Adjustable, heated door mirrors
- Closed glovebox
- LED light in cabin
- 3.5" TFT Cluster (diesel only)
- USB port & AUX socket
- Media center 10.1" touchscreen with radio DAB, bluetooth, 2 speakers and Android Auto / Apple Carplay
- Rear Parking Sensors
- Steering wheel - rake and reach adj
- Manual A/C

EV SPECIFICS

- 22kW AC On-board & 130kW DC Rapid Charger (87kWh battery)
- 7kW AC On-board & 50kW DC Rapid Charger (40kWh battery)
- Mode 3 Type 2 Cable 6.5m with storage bag
- 7" colour TFT cluster

^[1] It is your responsibility to stay alert, drive safely and be in control of the vehicle at all times. Driver assist features have speed and other limitations and should not be solely relied on. For more information, please refer to the owner's manual or visit <http://www.nissan.co.uk/techterms>. ^[2] Trailer Sway Assistant available on vehicles with a tow hook from factory or activated at Dealership on vehicles with tow hook from Nissan Accessory.

NISSAN

ALL-NEW INTERSTAR CHASSIS CAB

ACENTA

SAFETY AND SECURITY^[1]

- Driver's and passenger airbag
- ABS and brake assist, VDC + ASR, Hill Start Assist and Trailer Sway Assistant^[2]
- Lane Departure Warning
- Lane Keeping Assist
- Distance Warning (time in sec) in TFT instr panel
- TPMS
- Automatic Forward Emergency Braking System (AEBS)
- e-Call
- Driver Drowsiness and Attention Warning
- Intelligent Speed Assist (Cruise Control + Traffic Sign Recognition)
- Auto High Low Beam
- Automatic lights and wipers
- Spare wheel
- Remote central door locking
- 3-button key
- Automatic door locking (at 5MPH)
- Superlocking
- Nissan Anti Theft System immobiliser
- Thatcham alarm
- Seatbelts - 3 point height-adjustable seatbelts with pretensioners and reminder
- Tachograph (N2 variants only)
- Blind Spot Info System (N2 homologated versions only)

LIGHTS

- LED Daytime Running Lights
- Lamp High Beam
- LED Low Beam
- Front Fog Lights with cornering function

EXTERIOR STYLING

- Towing predisposal (underfloor wiring)
- Protection under engine (40 GVW diesel only)

WHEELS

- 16" steel wheels with mid size black hub cup

LOAD SPACE AND DOORS

- Full steel bulkhead with window
- Soundproofing trim on bulkhead
- Overhead parcel shelves
- Extended door mirrors
- 12v R384 power connector & 52 pins R380 converter connector
- Extended length wiring
- GNSS antenna for conversion
- OPTION for GB TA conversions with changes on external surface area

SEATING

- Driver seat with longitudinal, height adj, backrest inclination and armrest
- 2-seater passenger bench
- Fold-down central seat with underseat storage
- Seat trim Acenta

COMFORT AND CONVENIENCE

- 2 cup holders on dashboard
- Electric front windows, one touch driver side
- El. Adjustable, heated door mirrors
- Closed glovebox
- LED light in cabin
- 3.5" TFT Cluster (diesel only)
- USB port & AUX socket
- Media center 10.1" touchscreen with radio DAB, bluetooth, 2 speakers and Android Auto / Apple Carplay
- Rear Parking Sensors
- Steering wheel - rake and reach adj
- Manual A/C

EV SPECIFICS

- 22kW AC On-board & 130kW DC Rapid Charger (87kWh battery)
- 7kW AC On-board & 50kW DC Rapid Charger (40kWh battery)
- Mode 3 Type 2 Cable 6.5m with storage bag
- 7" colour TFT cluster

^[1] It is your responsibility to stay alert, drive safely and be in control of the vehicle at all times. Driver assist features have speed and other limitations and should not be solely relied on. For more information, please refer to the owner's manual or visit <http://www.nissan.co.uk/techterms>. ^[2] Trailer Sway Assistant available on vehicles with a tow hook from factory or activated at Dealership on vehicles with tow hook from Nissan Accessory.

NISSAN

ALL-NEW INTERSTAR PLATFORM CAB

ACENTA

SAFETY AND SECURITY^[1]

- Driver's and passenger airbag
- ABS and brake assist, VDC + ASR, Hill Start Assist and Trailer Sway Assistant^[2]
- Lane Departure Warning
- Lane Keeping Assist
- Distance Warning (time in sec) in TFT instr panel
- TPMS
- Automatic Forward Emergency Braking System (AEBS)
- e-Call
- Driver Drowsiness and Attention Warning
- Intelligent Speed Assist (Cruise Control + Traffic Sign Recognition)
- Auto High Low Beam
- Automatic lights and wipers
- Spare wheel
- Remote central door locking
- 3-button key
- Automatic door locking (at 5MPH)
- Superlocking
- Nissan Anti Theft System immobiliser
- Thatcham alarm
- Seatbelts - 3 point height-adjustable seatbelts with pretensioners and reminder
- Tachograph (N2 variants only)
- Blind Spot Info System (N2 homologated versions only)

LIGHTS

- LED Daytime Running Lights
- Lamp High Beam
- LED Low Beam
- Front Fog Lights with cornering function

EXTERIOR STYLING

- Towing predisposal (underfloor wiring)
- Protection under engine (40 GVW diesel only)

WHEELS

- 16" steel wheels with mid size black hub cup

LOAD SPACE AND DOORS

- Full steel bulkhead without window
- Soundproofing trim on bulkhead
- Overhead parcel shelves
- Extended door mirrors
- 12v R384 power connector & 52 pins R380 converter connector
- OPTION for GB TA conversions with changes on external surface area

SEATING

- Driver seat with longitudinal, height adj, backrest inclination and armrest
- 2-seater passenger bench
- Fold-down central seat with underseat storage
- Seat trim Acenta

COMFORT AND CONVENIENCE

- 2 cup holders on dashboard
- Electric front windows, one touch driver side
- El. Adjustable, heated door mirrors
- Closed glovebox
- LED light in cabin
- 3.5" TFT Cluster (diesel only)
- USB port & AUX socket
- Media center 10.1" touchscreen with radio DAB, bluetooth, 2 speakers and Android Auto / Apple Carplay
- Rear Parking Sensors
- Steering wheel - rake and reach adj
- Manual A/C

EV SPECIFICS

- 22kW AC On-board & 130kW DC Rapid Charger (87kWh battery)
- 7kW AC On-board & 50kW DC Rapid Charger (40kWh battery)
- Mode 3 Type 2 Cable 6.5m with storage bag
- 7" colour TFT cluster

^[1] It is your responsibility to stay alert, drive safely and be in control of the vehicle at all times. Driver assist features have speed and other limitations and should not be solely relied on. For more information, please refer to the owner's manual or visit <http://www.nissan.co.uk/techterms>. ^[2] Trailer Sway Assistant available on vehicles with a tow hook from factory or activated at Dealership on vehicles with tow hook from Nissan Accessory.

NISSAN LCV 5 YEAR MANUFACTURER WARRANTY

Nissan now offers a standard 5 Year Pan-European Manufacturer Warranty on its whole LCV range*. This is much more than just a warranty as it includes:



- 5 Year or 100,000 miles* bumper-to-bumper protection
- 5 Year Nissan Genuine Parts & Accessories Warranty
- 5 Year Roadside Assistance
- Fully transferable
- 8 Year or 100,000 miles (whichever comes first) warranty on EV battery state of health (below 70%)

BATTERY WARRANTY



Interstar-e battery is covered for 8 years or 100,000 miles. Nissan guarantee the Li-ion battery capacity to be over 70% for 8 years or 100,000 miles. Should the capacity fall below 70% within that coverage period Nissan will replace or repair to return to over 70%.

And with service intervals at 2 years or 24,000 miles for diesel or 2 years or 24,000 miles for electric (whichever is sooner) you'll not only have 5 years of peace of mind but also low running costs.



AT NISSAN, YOU BRING OUT THE BEST IN US.

You spark our imagination. You provoke our ingenuity. You inspire us to change the rules and innovate. And at Nissan, innovation is not just about additions and extensions; it's about crossing the line to reinvent the status quo. It's about developing unexpected solutions to satisfy your wildest and most pragmatic desires. At Nissan, we design vehicles, accessories and services that break the mould - making the practical exciting and the exciting practical to offer you better driving experience everyday.

*5 Year / 100,000 miles (whichever comes first) Manufacturer Warranty for the LCV range
Unlimited mileage for Paintwork, Nissan Genuine Parts & Accessories, Roadside Assistance & Corrosion Warranties.
For more details, please refer to Nissan Warranty Booklet and Maintenance Record for additional information on Warranty.



CUSTOMER SERVICES

SPECIALISED LCV NETWORK

Nissan provides a specialised network of Van Centers to support your specific commercial vehicle requirements:

- Pan-European coverage
- Dedicated LCV Sales & Aftersales staff
- Attractive financing solutions
- Tailor made conversion offers
- Competitive extended warranty offers to go even beyond Nissan LCV 5 Year Warranty.
- Test drive your choice

AFTERSALES SERVICES

If your car breaks down, it's inconvenient. If your van breaks down, it's a serious blow to your business. Even time allowed for servicing is downtime, when your van isn't earning its keep. At Nissan, we understand these hard business facts. So we do the best to ensure that your van stays where it belongs – working for you, on the road.

NISSAN SERVICE CONTRACTS AND EXTENDED WARRANTY^[1]

For improved peace of mind and budget control, subscribe to a Nissan Service Plan, which will cover routine maintenance and parts wear & tear for the mileage and period that suits your business best, keeping your All-New Nissan Interstar in the care of dedicated, expert Nissan technicians. Get even more reassurance with an Extended Warranty to cover possible mechanical and electrical breakdown after the end of your All-New Nissan Interstar warranty.

5 YEAR ROADSIDE ASSISTANCE^[2]

- Pan-European coverage for breakdowns, accidents, non-warrantable incidents (such as flat tyres, lost keys, wrong fuel...)
- 24/7, 365 days
- Emergency Call Centre
- Prompt roadside assistance

If this is not possible and your vehicle is still immobilised after a few hours, we will make sure you are provided with a courtesy vehicle as soon as possible or if necessary, overnight accommodation and travel to your onward destination or back to your base. We will also recover your immobilised vehicle.

^[1] For full terms and conditions, please visit <https://www.nissan.co.uk/owners/car-warranty/nissan-extended-warranty.html>.

^[2] For full terms and conditions, please visit <https://www.nissan.co.uk/owners/car-breakdown-cover.html>.



Deep dive into the Nissan Interstar experience: www.nissan-europe.com/Interstar

Follow Nissan Interstar on Facebook, Twitter and Youtube.

Nissan Interstar diesel range, fuel consumption MPG (WLTP combined): 33.2 – 37.8; CO₂ emissions g/km (WLTP combined): 194 – 222g. Nissan Interstar-e EV range, power consumption Wh/km (WLTP combined): 21kWh/100 km; CO₂ emission g/km (WLTP combined): 0g. Zero CO₂ emissions while driving.

Every effort has been made to ensure that the content of this publication is correct at the time of going to press (December 2024). In accordance with the company's policy of continuously improving its products, Nissan Europe reserves the right to change at any time the specification and the vehicles described and shown in this publication. Nissan dealers will be informed of any such modifications as quickly as possible. Please check with your local Nissan dealer to receive the most up-to-date information. Because of the limitations of the printing processes used, the colours shown in this brochure may differ slightly from the actual colours of the paint and interior trim materials used. All rights reserved. Gemasolar (Qualitas Energy). Reproduction in whole or part of this brochure without the written permission of Nissan Europe is forbidden. This brochure is made from chlorine free paper – New Interstar brochure 12/2024 – Printed in EU. Created by DESIGNORY, France and produced by eg+ worldwide, France – Tel: +33 1 49 09 25 35.

WLTP figures shown are for comparability purposes. Actual real world driving results may vary depending on factors including the starting charge of the battery, accessories fitted after registration, weather conditions, driving styles and vehicle load.